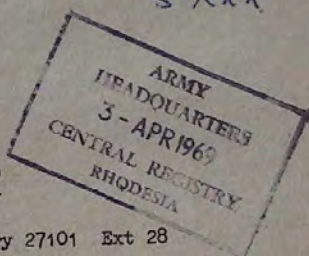


P26228 cpl Sykes. B.R.  
5 R.R.R.



Army HQ  
P.B. 720  
Causeway

Salisbury 27101 Ext 28

G(Trg)32/

3 April 1969

See Distribution List

JOINING INSTRUCTIONS : COURSE INF/32(3)  
ALL RANKS 84 INF MONTAR

General

1. The abovementioned course is to be run at S Inf, from 26 May to 7 June 1969.

Nominations

2. The following are nominated as students for the course:

a. 1 RLI.

4306 Cpl Foulkes  
3546 L cpl Greaves  
4064 L cpl Matthews

b. 1 RRR.

P4487 Cpl Saythe B.

c. 4 RRR.

P43193 L cpl Smith T.R.  
P47294 Rfn McLachlan T.V.  
P63612 Rfn Monks L.E.

d. 5 RRR

P25846 C sgt Campbell D.V.  
P19393 Cpl Bradley G./.  
P29865 Cpl Penny G.  
P37530 Cpl Roberts C.N.  
P26228 Cpl Sykes B.R. ✓  
P31012 L cpl Benwell N.R.  
P36486 L cpl Dimond F.J.  
P38232 Rfn Ferrar H.W.  
P30660 Rfn Wild A.H.

Date of Reporting

3. Students are to report to S Inf on 25 May 1969. 26 May, a Public Holiday will be a normal working day for the Course.

Students Method of Travel and Expected Time of Arrival

4. Units are to advise S Inf by 19 May 1969 of students method of travel and expected time of arrival.

5. Debit Vote B/3/2 in respect of 1 RLI students and B/5 in respect of TF students.

/Kit and Equipment

Kit and Equipment

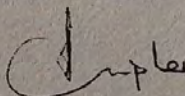
6. Units are to ensure that students are fully equipped according to Part X of Rh Code 001.

Syllabus

7. Copies of the syllabus are attached for distribution to students.

Claims

8. Students are to be advised that no claim made for Equivalent Rail Fares, Travelling and Subsistence, Extra Messing, etc, will be considered unless the claim shows clearly the Course Number and its duration.



(J.L. TEMPLER)  
Capt  
for Col GS

Enclosures: 1.

Distribution:

HQ 1 Bde  
HQ 2 Bde  
HQ 3 Bde

1 RLI  
S Inf  
1 RRR  
4 RRR  
5 RRR

G  
A  
Q Mov

Pay  
Spare

Rhodesians Worldwide



SCHOOL OF INFANTRY

REGIMENTAL WING

COURSE G/INF/32(3) - OFFICERS/NCOs 81mm/3in  
MORTAR COURSE (REG/TF)

26 MAY - 7 JUNE 1969

Rhodesian ~~AIM~~ Worldwide

To give Officers and NCOs a knowledge  
of the 81mm or 3 in Mortar.

S INF

GWELO

MARCH 1969

## SCHOOL OF INFANTRY

### REGIMENTAL WING

#### COURSE G/INF/32(3) - OFFICERS/NGOs 81mm/3 in MORTAR COURSE (REG/TF)

#### Duration

1. From 26 May 1969 to 7 June 1969, a period of two weeks.

#### Periods Available

2. a. Week 1 - 44  
b. Week 2 - 44  
Total: 88 periods

#### Hours of Work

3. a. Mon, Tue, Wed, Thu, Fri: 0815-1245 = 5 periods  
1400-1625 = 3 periods  
b. Sat : 0815-1200 = 4 periods

#### Reports and Grading

4. Students will not be graded. A general report and individual reports will be prepared at the end of the course.

#### Pamphlets

5. Pamphlets remain School of Infantry property and must be returned at the end of the course. Precis may be retained by students.

#### Discipline

6. Students are to acquaint themselves with School of Infantry Standing Orders, Routine Orders as published from time to time and Mess Rules.

#### Attachments

7. a. Annex A - Block Syllabus.  
b. Annex B - Detailed Syllabus.  
c. Annex C - Block Training Programme.

#### Abbreviations

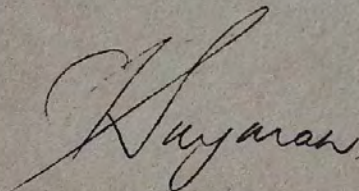
8. The following abbreviations are used throughout:

IP	-	Instructional Period.
PW	-	Practical Work
Lec	-	Lecture
VP	-	Voice Procedure
FC	-	Fire Controller
CPO	-	Control Post Operator
MFC	-	Mobile Fire Controller
OP	-	Observation Post

/BPP



BPP - Base Plate Position  
FO - Fire Order

A handwritten signature in dark ink, appearing to read 'C.J. SNYMAN', written in a cursive style.

(C.J. SNYMAN)

Maj

OC REGT WING

Rhodesians Worldwide

DETAILED SYLLABUS

Serial	Detail	IP	PW	T	Remarks
(a)	(b)	(c)	(d)	(e)	(f)
A	<u>ADMINISTRATION</u>				
1	Opening Address and Administration	-	1	1	
2	Closing Address and Dispersal Routine	-	3	3	
	Total:	-	4	4	
B	<u>PRELIMINARY TRAINING</u>				
1	Characteristics	1	-	1	
2	Introduction, Assembling and Dismantling	2	-	2	
3	Sight Unit - Detailed Description	1	-	1	
4	Maintenance	2	-	2	
5	Ammunition	1	-	1	
6	The Fuze (V 19 PA or '162)	2	-	2	
7	Sightsetting and Aiming	1	-	1	
8	Fire Orders - CPO to Mortar Numbers	2	-	2	
	Total:	12	-	12	
C	<u>LAYING</u>				
1	Laying for Elevation	2	-	2	
2	Laying for Direction	2	-	2	
3	Laying the Mortar	1	1	2	
4	Rapid Adjustment of Lay	1	-	1	
5	Night Laying	-	-	-	Night Work
	Total:	6	1	7	
D	<u>ELEMENTARY MORTAR DRILLS</u>				
1	Action and Cease Firing	2	-	2	
2	Adjusting the Zero Line	2	-	2	
3	Misfire Drill	2	-	2	
	Total:	6	-	6	
E	<u>SECTION DRILL</u>				
1	Lines of Fire	1	1	2	
2	Section Drill - Action and Cease Firing	2	-	2	
3	Section Drill - Further Fire Orders	1	-	1	
4	Section Drill - Night Occupation	1	1	2	
5	Section Drill - Night Occupation	-	-	-	Night Work
	Total:	5	2	7	
F	<u>FIRE CONTROL</u>				
1	Characteristics of Mortar Fire	1	-	1	
2	Mortar VP	1	-	1	
3	Fire Orders - FC to CPO	2	-	2	
4	Plotting Board	5	-	5	
5	Rapid Adjustment of Fire	1	-	1	
6	Ranging	3	-	3	
7	Registration	5	-	5	
8	Wartime Safety	2	-	2	
9	Firing for Effect	5	-	5	
10	Smoke	1	-	1	
11	Predicted Shooting	1	-	1	
					/12.Target



(a)	(b)	(c)	(d)	(e)	(f)
12	Target Grid Procedure	2	-	2	
13	Quick Engagements	1	-	1	
	Total:	30	-	30	
G	<u>VP AND COMMUNICATIONS</u>				
1	The SR A 39	1	-	1	
2	The Field Telephone and Line Laying	1	-	1	
	Total:	2	-	2	
H	<u>DIGGING</u>				
1	Blowing a Mortar Defensive Position	2	-	2	
	Total:	2	-	2	
J	<u>RECONNAISSANCE</u>				
1	Selection of OPs and BPPs	1	-	1	
	Total:	1	-	1	
K	<u>MISCELLANEOUS</u>				
1	Employment of Mortars in the Phases of War	2	-	2	
2	Organization of the Mortar Platoon	1	-	1	
3	Spare	-	5	5	
	Total:	3	5	8	
L	<u>LIVE FIRING</u>				
1	Part I Live Firing Exercise	-	8	8	KUTANGA
	Total:	-	8	8	
M	<u>TESTS</u>				
1	Written Test	-	1	1	
	Total:	-	1	1	
N	<u>FILMS (After Hours)</u>				
1	3 in Mortar Platoon in the Attack	-	-	-	G1022
2	Concealment of Vehicles (Air View)	-	-	-	G 688
3	Not Worth Dying For	-	-	-	G1113

LINE/32(3) OFFICERS/NOG 81mm/3in MORTAR

COURSE (REG/TF)

BLOCK PROGRAMME

ANNEX C

WEEK 1

6 MAY - 31 MAY 69

	1	2	3	4	5	6	7	8	After Hours
MON 26 MAY	A1	B1	← B2 →	B3	K2	← B4 →			
TUE 27 MAY	← B8 →	B5	← B6 →	B7	← C1 →				
WED 28 MAY	← C2 →	C3	← F3 →	C3	C4	K3	C5		
THU 29 MAY	G1	F2	← D1 →	K3	← D2 →	F4	N2		
FRI 30 MAY	← E1 →	← E2 →	←	F4	F5				
SAT 31 MAY	← F4 →	← D3 →							



WEEK 2

	1	2	3	4	5	6	7	8	After Hours		
MON 2 JUN	←	P6	→	E3	K3	J1	←	F7	→	M1	
TUE 3 JUN	←	F7	→	←	F9	→	F10	←	H1	→	N3
WED 4 JUN	←	E4	→	←	F9	→	F13	K3	F11	E5	
THU 5 JUN	←	F8	→	G2	←	F12	→	←	K1	→	K3
FRI 6 JUN	L1									Return to S Inf	
SAT 7 JUN	M1	←	A2	→							